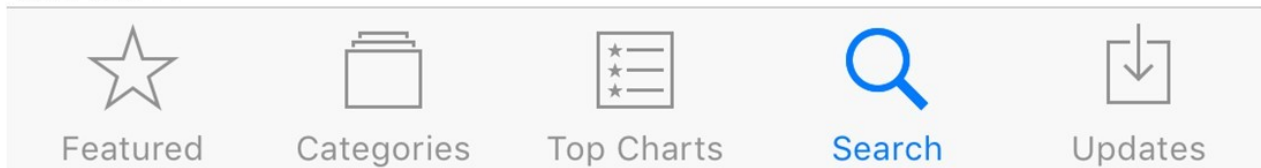


Zoom Setup for Iphone


1. Scroll Left or Right to find and open App Store



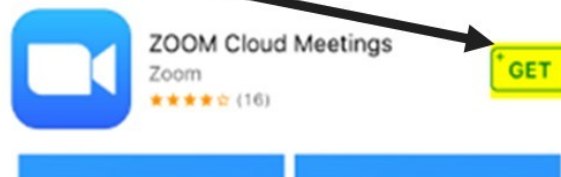
2. Select Search (Magnifying glass) at bottom of screen



3. Enter ZOOM into search window at top of screen and select Zoom Cloud Meetings



4. Click Get



5. Once installed you should see the below icon within your apps

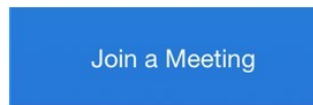


Connect to RTD via Zoom

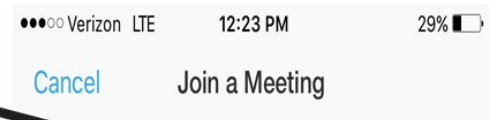
1. Call RTD at (866) 662-7897 for each training
2. Scroll Left or Right to find and open Zoom



3. Touch *Join a Meeting* at bottom of screen



4. Enter Meeting ID provided by RTD Agent top of screen, then Click on Join at bottom of screen



Meeting ID



5. The App will ask for permission to use the microphone, camera, and storage. Click *Got it* or *Allow* for all pop ups.
6. You should now be connected to a RTD agent